

Police Services Report 2023



Kenmore Police
Department

*Chief
Brandon Moen*

April 22, 2024

Kenmore Police- *Current Status*

- 1 Police Chief
- 12 Patrol Officers (2 Vacancies Currently)
 - Had 0-1 vacancies during 2023
- 1 Detective
- Major Crimes/Special Assault Unit/Fire Investigation/MARR Detectives services provided by KCSO

- 24/7 coverage- minimum of 2 patrol officers on-duty
- 10 hour shifts, with an overlap between shifts in the evening
- Shared supervision agreement with Shoreline PD



Staffing Comparison

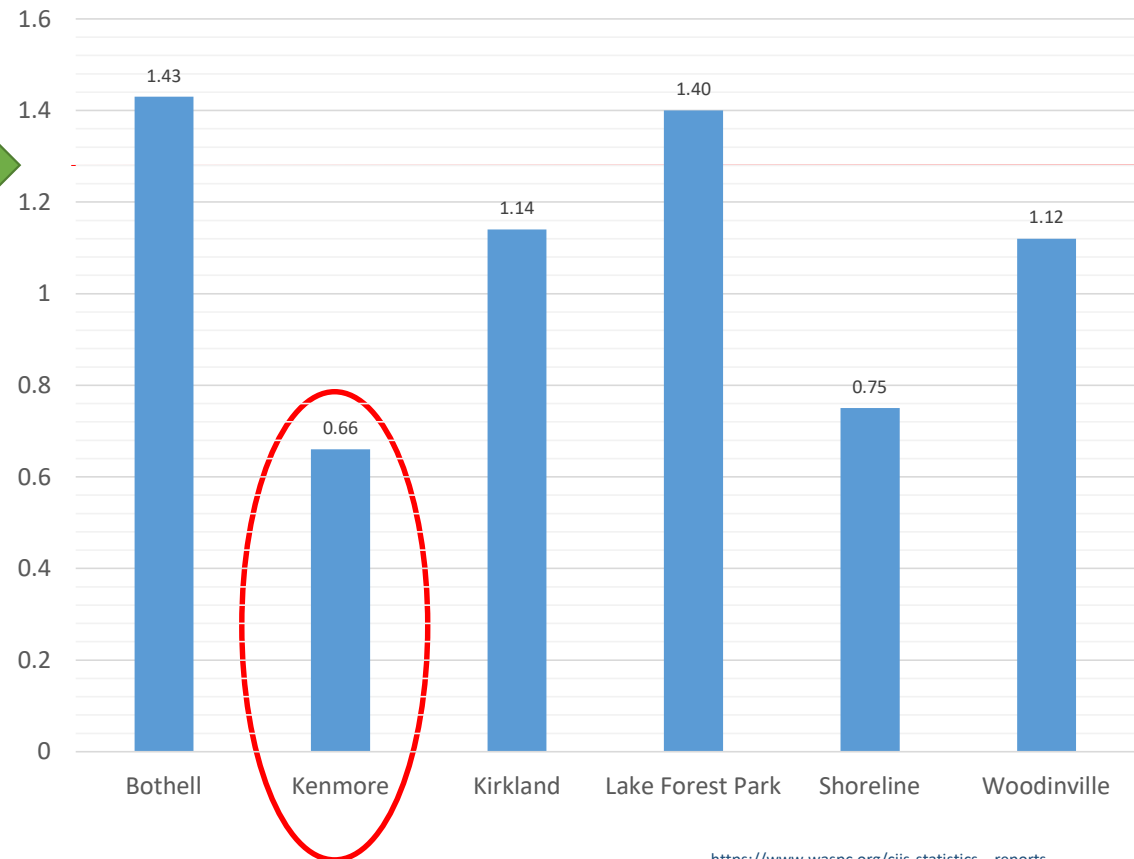


State Average for
Police Agencies:
1.29 Officers/1,000



- Kenmore has the 2nd lowest number of officers per 1,000 residents of cities in **King County**
- Kenmore has the 4th lowest number of officers per 1,000 residents of cities in the **State of Washington**
Behind University Place, Sammamish, La Center
- About half the state average for police departments in Washington
0.66 officers/1,000 residents vs 1.29 average

Commisioned Officers per 1,000 Residents



<https://www.waspc.org/cjis-statistics---reports>



Kenmore was ranked as the 7th safest city in the State of Washington by Safewise

Based on a combination of violent crime and property crime stats, and population parameters

Kenmore had been ranked 5th safest in 2022 and 2021, and 9th in 2020.

<https://www.safewise.com/blog/safest-cities-washington>

Kenmore Police- *By the Numbers*



3,394 Calls for Service



264 False Alarms




156 Online Reports



39 Death Investigations



6,618 On-Views



195 Disturbances



193 Collisions



117 Trespass Complaints



83 Resident Service Requests



53 Burglaries

Community Engagement



Let's Talk About BAT (Business Access Transit) L

RIGHT LANE BUS ONLY = Do **Not** Drive in the Bus Lane

RIGHT LANE MUST TURN RIGHT EXCEPT BUS = You **MAY**, but you must make a right turn at the next intersection

POLICE KENMORE **Week in Review**
Over the past week (9/5-9/11),

Kenmore Police responded to 86 calls for service*, including:

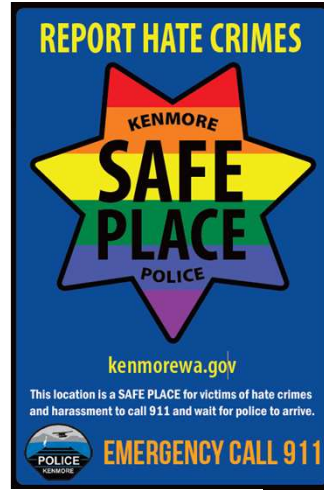
- 13- Disturbance/Noise/Fight
- 9- Resident/Agency Assists
- 8- Thefts (all types)
- 7- Suspicious Circumstance
- 6- 911 Hang-up Calls
- 5- Alarms (Residential/Commercial)
- 4- Collisions
- 4- Parking Complaints
- 4- Behavioral Health Incidents
- 4- Area Checks/Request for Patrols
- 3- Trespass Complaints
- 3- Welfare Checks
- 3- Residential Burglaries
- 3- Domestic Violence Investigations

Also, Kenmore Police self-initiated 112 on-view incidents,
(such as area checks, business checks, traffic stops, etc.)

*Statistics do not include reports completed online by residents

Emphasis Projects

- Safe Place
- Nurturing Trust Workshops
- Free Locking Prescription Bags
- Free Gun Cable Locks
- Prescription Drop Box
- Target Zero
- KCSO Explorer Program
- Automated Traffic Enforcement Support
- AEDs and NARCAN
- WTSC Traffic Emphasis Grants



TRAFFIC SAFETY COMMISSION

FREE Locking Prescription Drug Bag



Available at Kenmore City Hall in the Lobby at City Hall

Thank you to our partners with:



DATES
MONDAYS & WEDNESDAYS
April: 15, 17, 22, 24, 29
May: 1st

TIME
6:00-8:30pm

PLACE
Library
Inglesmoor H.S.

TO REGISTER
Jazmin Loreto
425.408.6035

TOPICS

- Positive Discipline
- Domestic Violence/Child Abuse
- Gangs and the sense of belonging
- Teen Suicide
- Drugs & Prostitution
- Conclusion/celebration

PRESENTERS

- Kenmore Police
Participants completing the entire series will receive a certificate

*Space is limited
*Registration is open for
Inglesmoor HS parents
only

FECHAS
LUNES Y MIERCOLES
Abril: 15, 17, 22, 24, 29
Mayo: 1º

HORA
6:00-8:30pm

LUGAR
Libreria
Inglesmoor H.S.

INSCRIBETE
Jazmin Loreto
425.408.6035

TEMAS

- Disciplina Positiva
- Violencia Domestica
- Las Pandillas y El Sentido de Pertenencia
- Suicidio en Los Adolescentes
- Drogas y Prostitución
- Conclusión/celebración

PRESENTADORES

- Policia de Kenmore
Recibirás un certificado al completar todas las clases



*Cupo limitado
*Inscripciones abiertas
para los padres de
Inglesmoor HS



Gift Cards for Guns

King County Funded; hosted by Shoreline and Kenmore in October 2023

- 319 firearms collected
 - 101 Pistols, 98 rifles, 56 shotguns, 48 revolvers, 8 AR-style rifles
- 6,000 Rounds of Ammunition



Body Worn Camera Program



- As of 3/1- all Kenmore Patrol Officers have body worn cameras
- AXON Platform
- Worn and activated when contacting the public during calls for service, and social/investigative contacts
 - Embedded GPS
 - 1080 HD video
 - Multiple microphones
 - 12 hour battery life
 - Video uploaded each shift
- Public disclosure requests continue to be handled by KCSO
- In Car Video (ICV) is installed in three vehicles currently; will be installed in remainder of vehicles as the vehicles are replaced




National Night Out 2024

August 7th — in conjunction with the Farmer's Market

- Kids Activities
- Emergency Vehicles
- Emergency Preparedness Info
- Community Partner Displays



Kenmore
FARMERS MARKET



POLICE • COMMUNITY PARTNERSHIPS



How Do We Compare to Our Neighbors?



- Comparisons are based on **2022** crime statistics (a 2023 comparison will be available during the summer)
- Based on WASPC's *Crime in Washington* Report
- Group "A" Offenses- Includes a wide-range of crimes (major- murder, rape; minor- theft, fraud)

Table 1- 2022 Crime Rate per 1,000 Residents- Group A Offenses

	Kenmore	Bothell	Lake Forest Park	Kirkland	Woodinville	Shoreline
Crime Rate per 1,000 Residents	22.3	38.3	33.6	49.2	58.9	48.7
<i>% Comparison to Kenmore</i>		+72%	+51%	+121%	+164%	+118%

County-Wide Comparison (2022)



Table 2- Top 10 Jurisdictions within King County- 2022 Crime Rate- Group A Offenses

Population	City/Agency	Crime Rate/1,000 Residents
8,320	Duvall PD	12.4
68,150	Sammamish PD*	15.3
315	Beaux Arts Village*	15.9
3,110	Clyde Hill PD	18.6
2,160	Carnation*	20.8
1,125	Yarrow Point PD	21.3
6,145	Black Diamond PD	21.6
24,090	Kenmore PD*	22.3
3,375	Medina PD	22.8
28,920	Maple Valley PD*	26.5
13,560	Newcastle PD*	32.9
State Average		67.5

*KCSO contract city


- Kenmore had the 8th lowest 2022 crime rate per capita in King County (5th lowest if the smallest cities are removed)
- 6 of the top 10 cities with the lowest crime rate are contract cities with KCSO

Notable Investigations

- Felony Assault Arrests
- Bank Robbery Arrest
- Armed Robbery Arrest
- Fraud Investigations
- No MARR call-outs
- Major Crimes follow-ups completed, but no call-outs

Know Me?

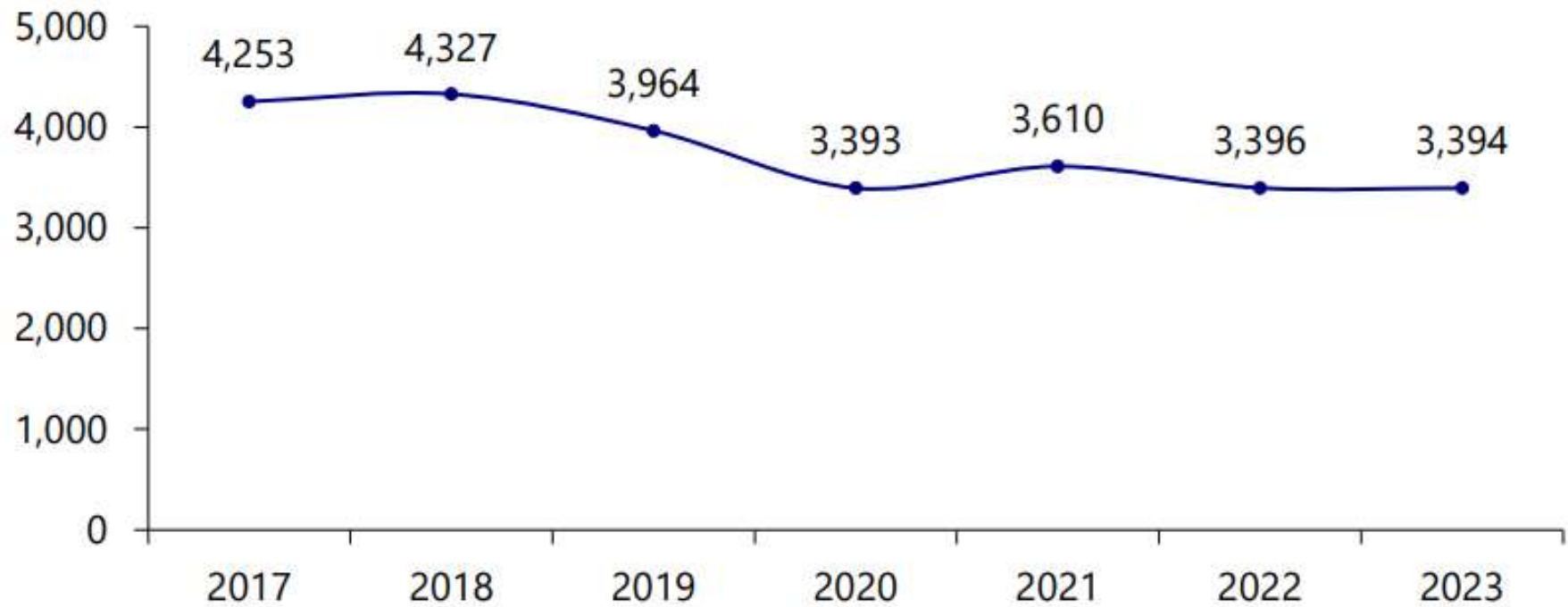
#C23013784



Bank Robbery UPDATE!

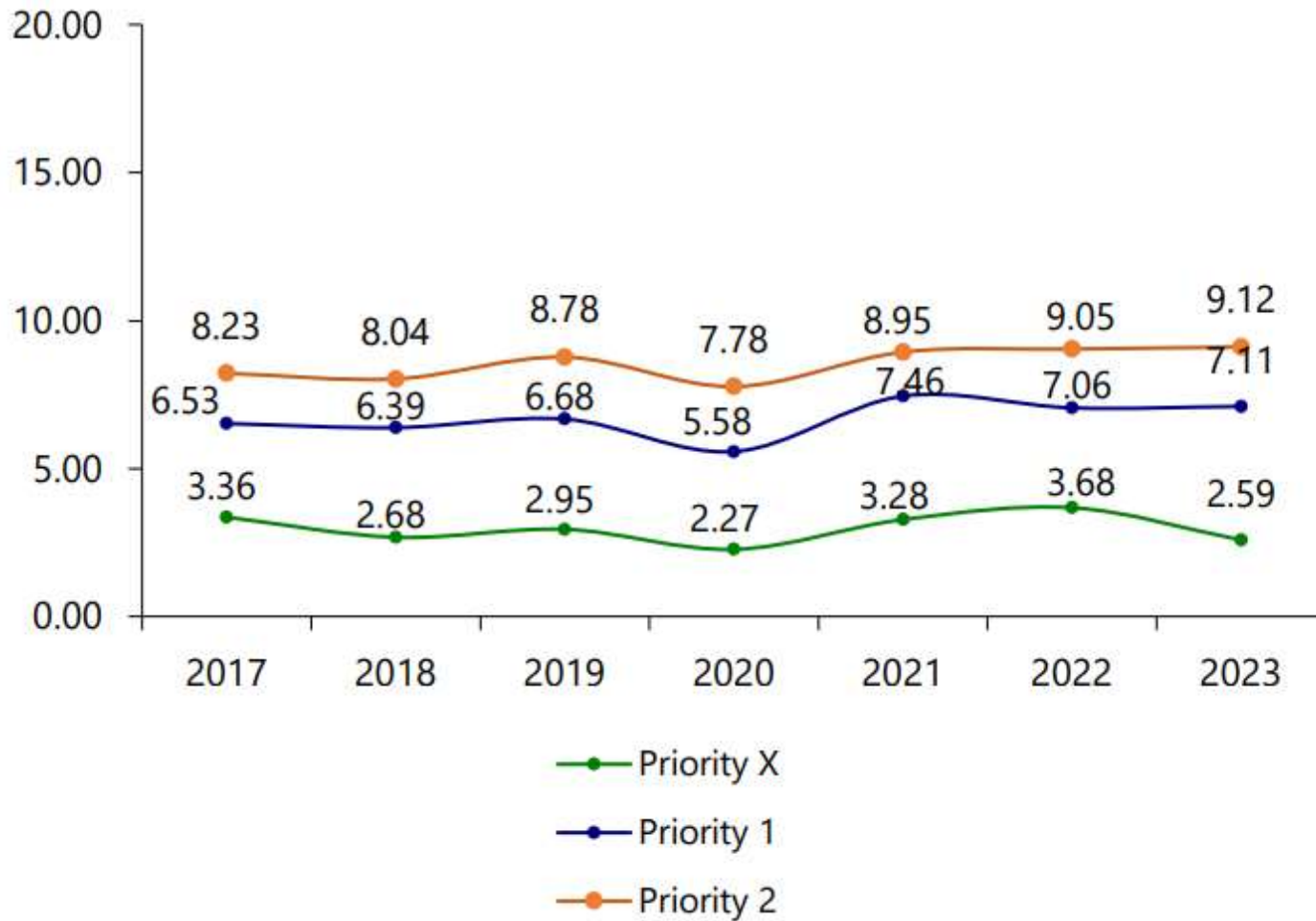


Dispatched Calls for Service



Source: KCSO Computer Aided Dispatch (CAD) system

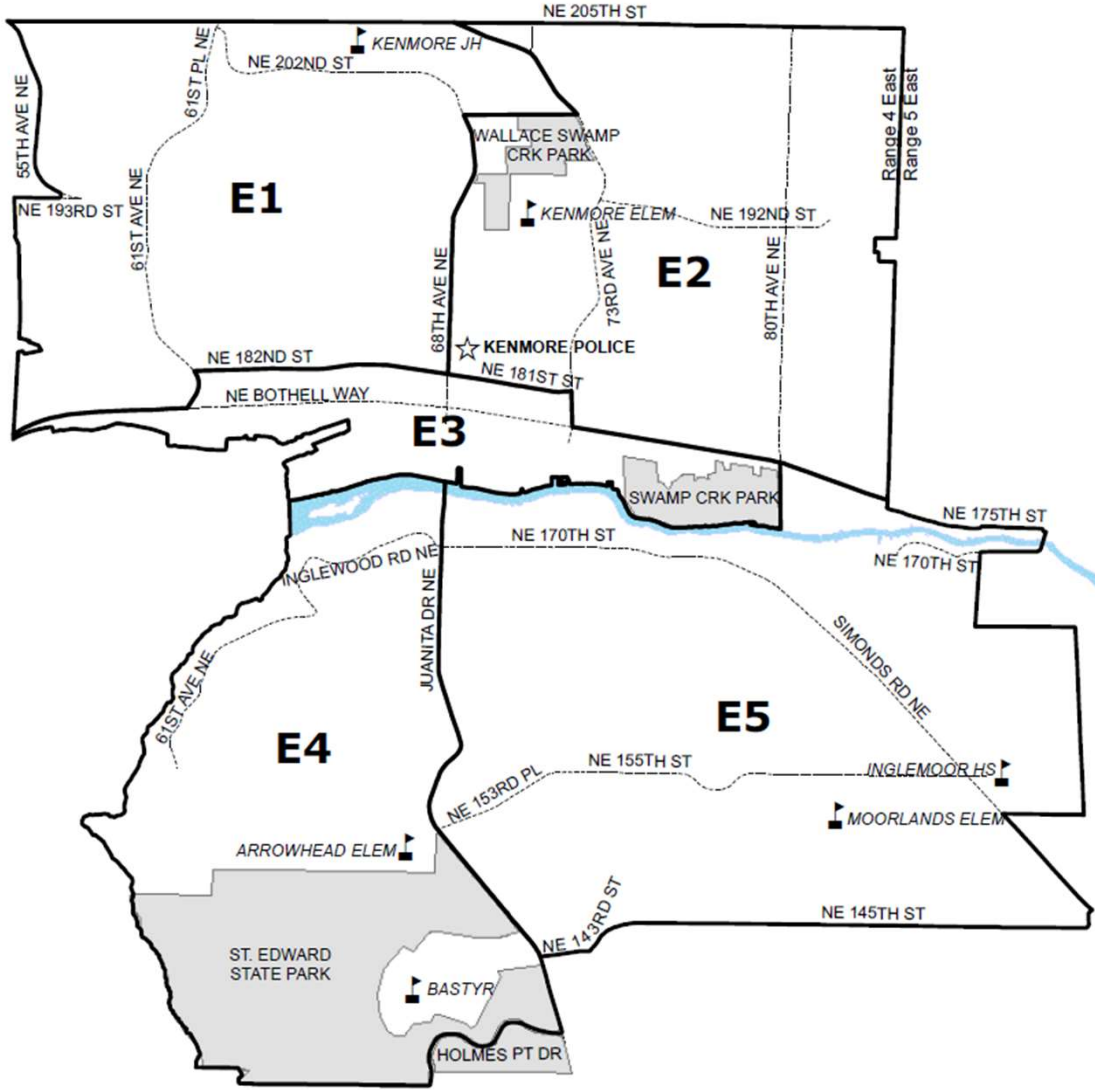
Average Response Times



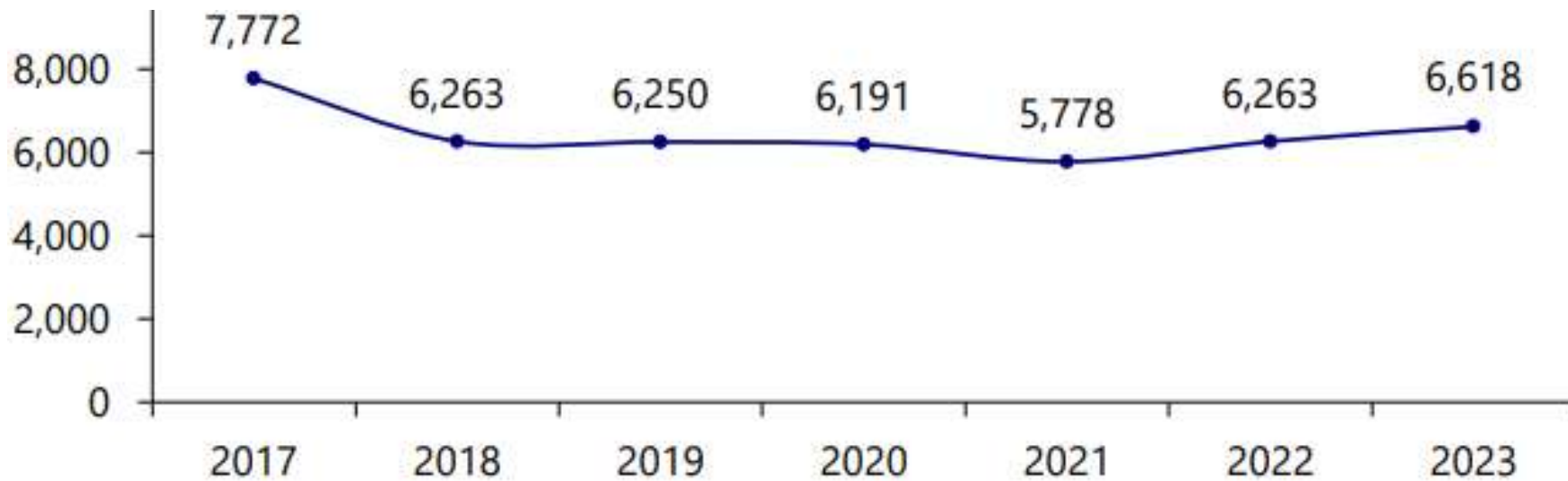
Source

Dispatched Calls by District 2023

District	Total
E1	658
E2	1030
E3	872
E4	210
E5	624
TOTAL	3394



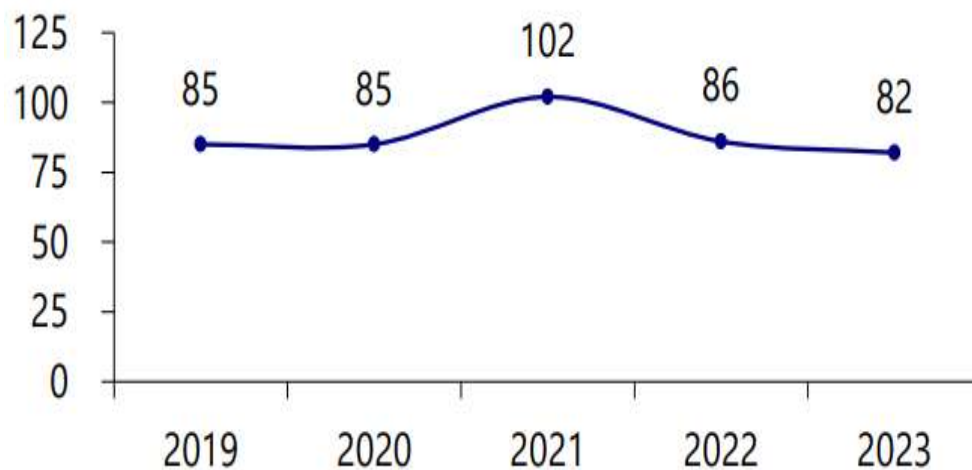
Self-Initiated Police Activity (On-Views)



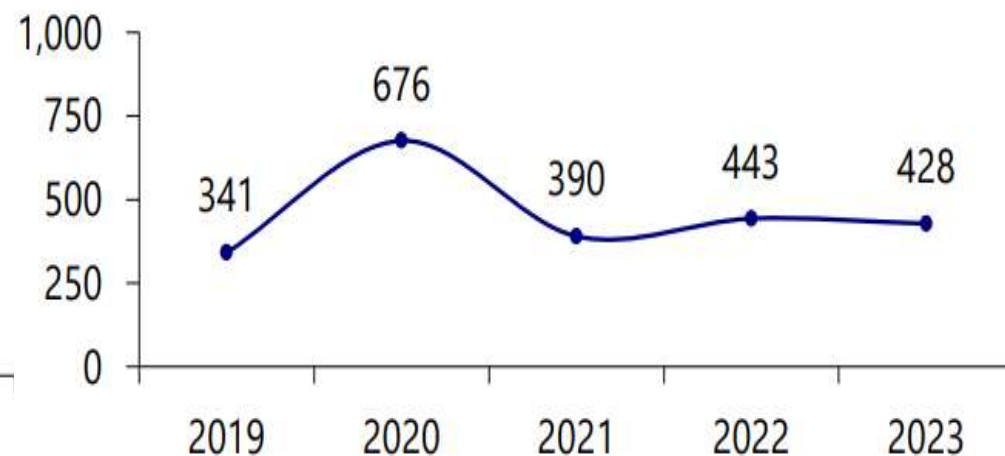
Source: KCSO Computer Aided Dispatch (CAD) system



Crimes Against Persons

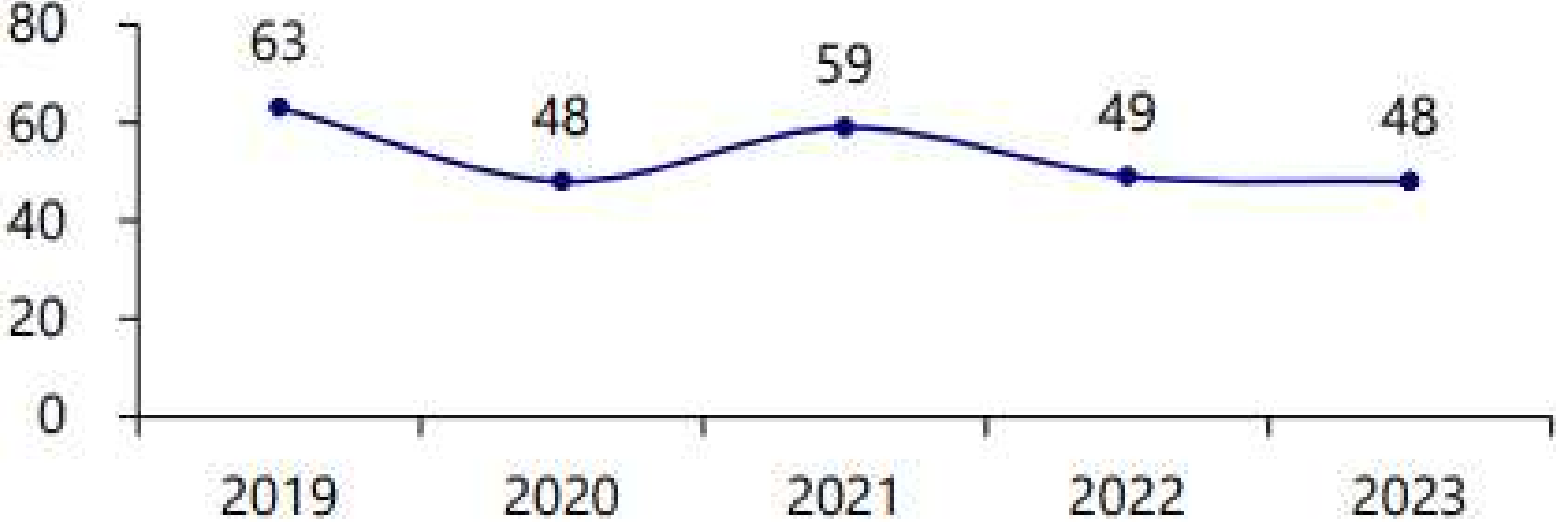


Crimes Against Property

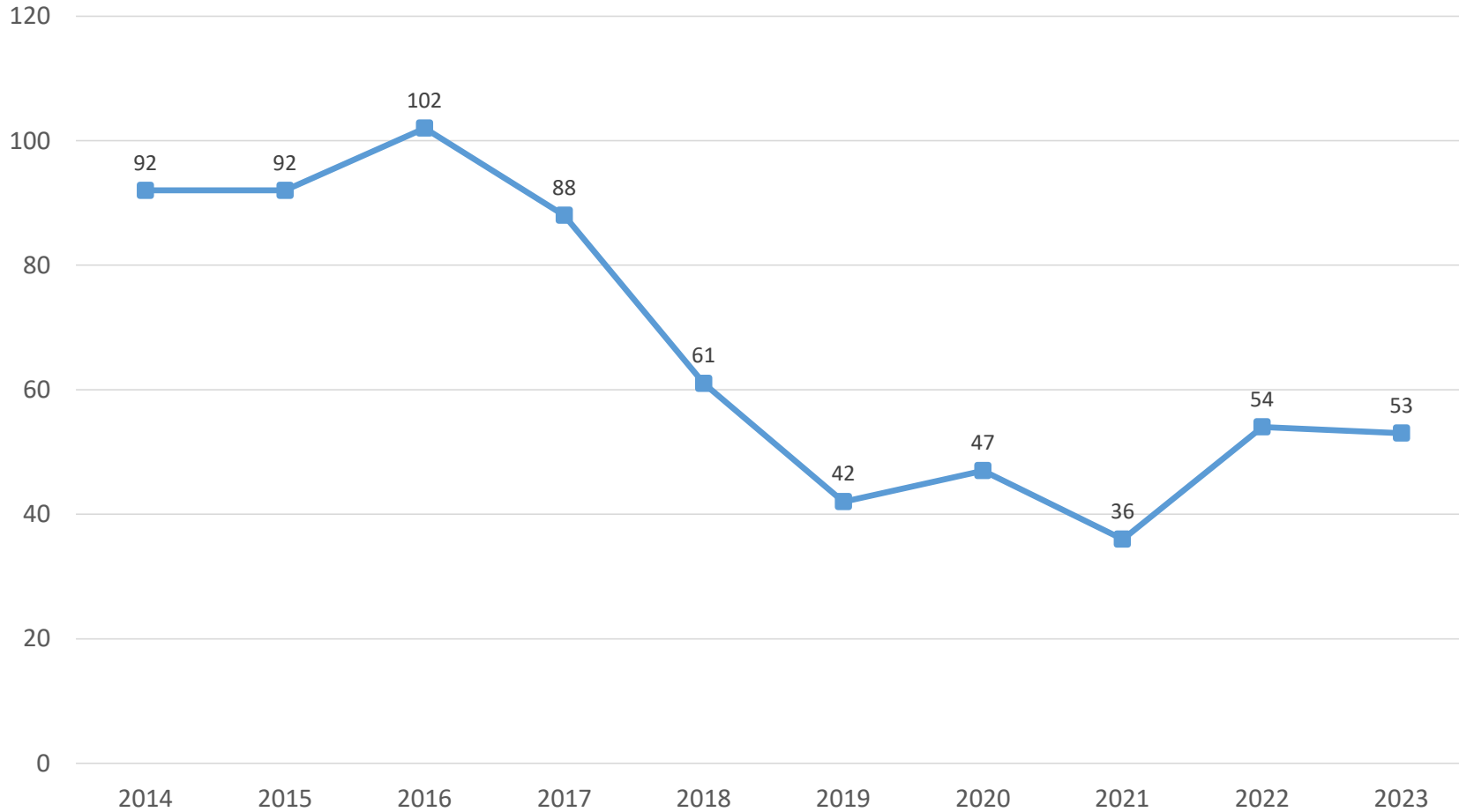


➔ 2020 includes COVID-related spike in unemployment fraud cases

Domestic Violence Cases

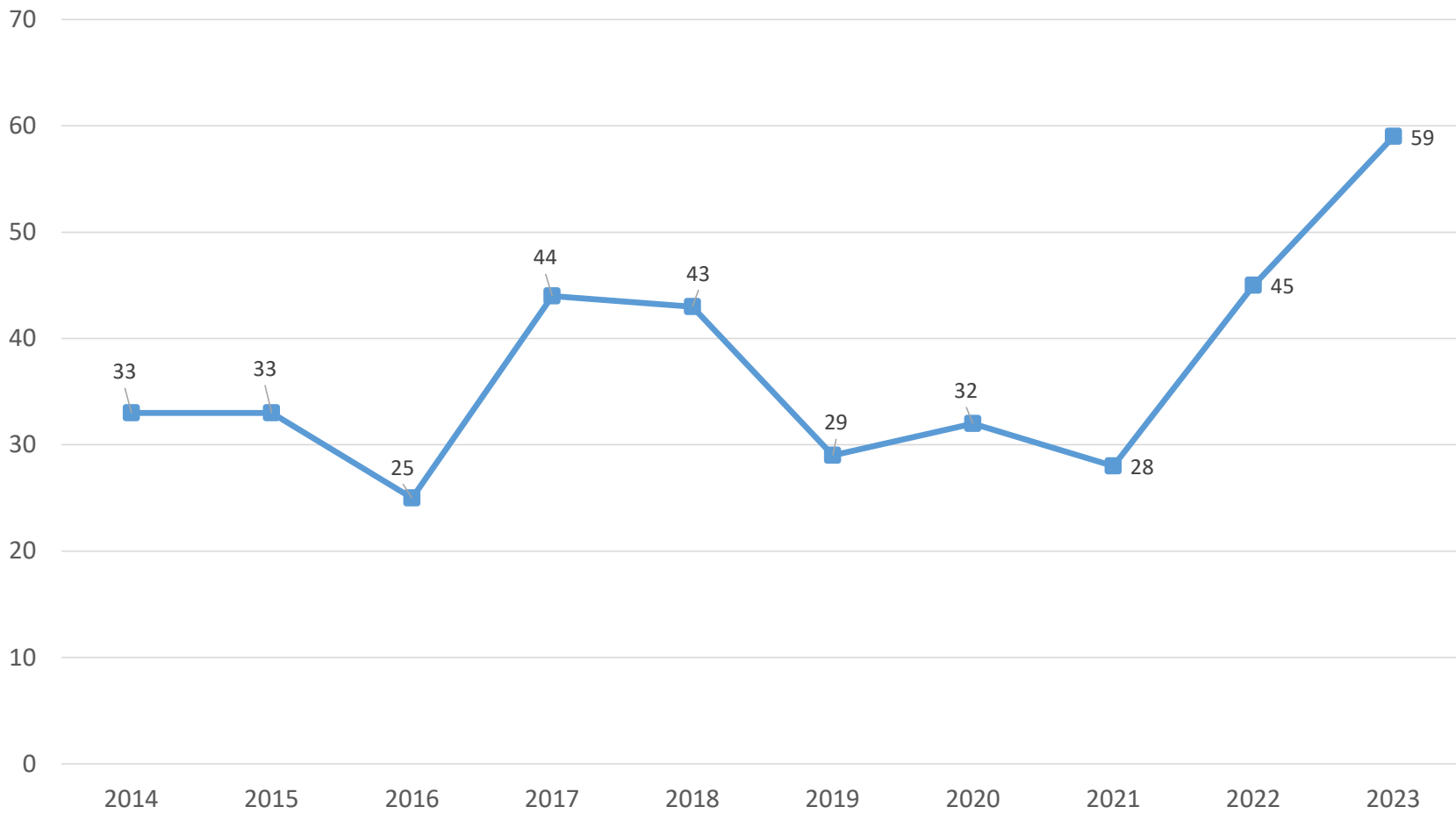


Burglaries (Commercial and Residential)



*2019-2021 based on NIBRS reporting classifications;
2014-18 based on UCR classifications*

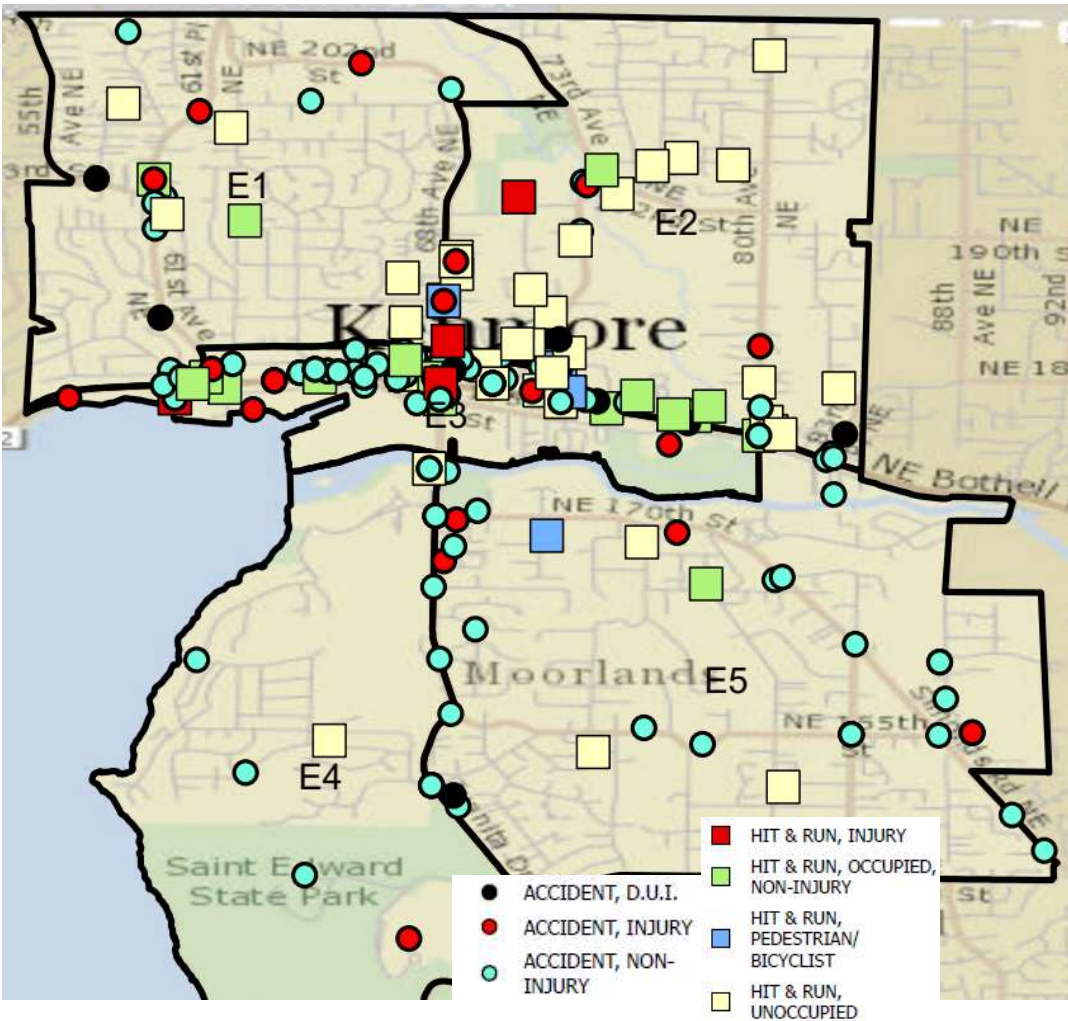
Motor Vehicle Thefts



Traffic Collisions

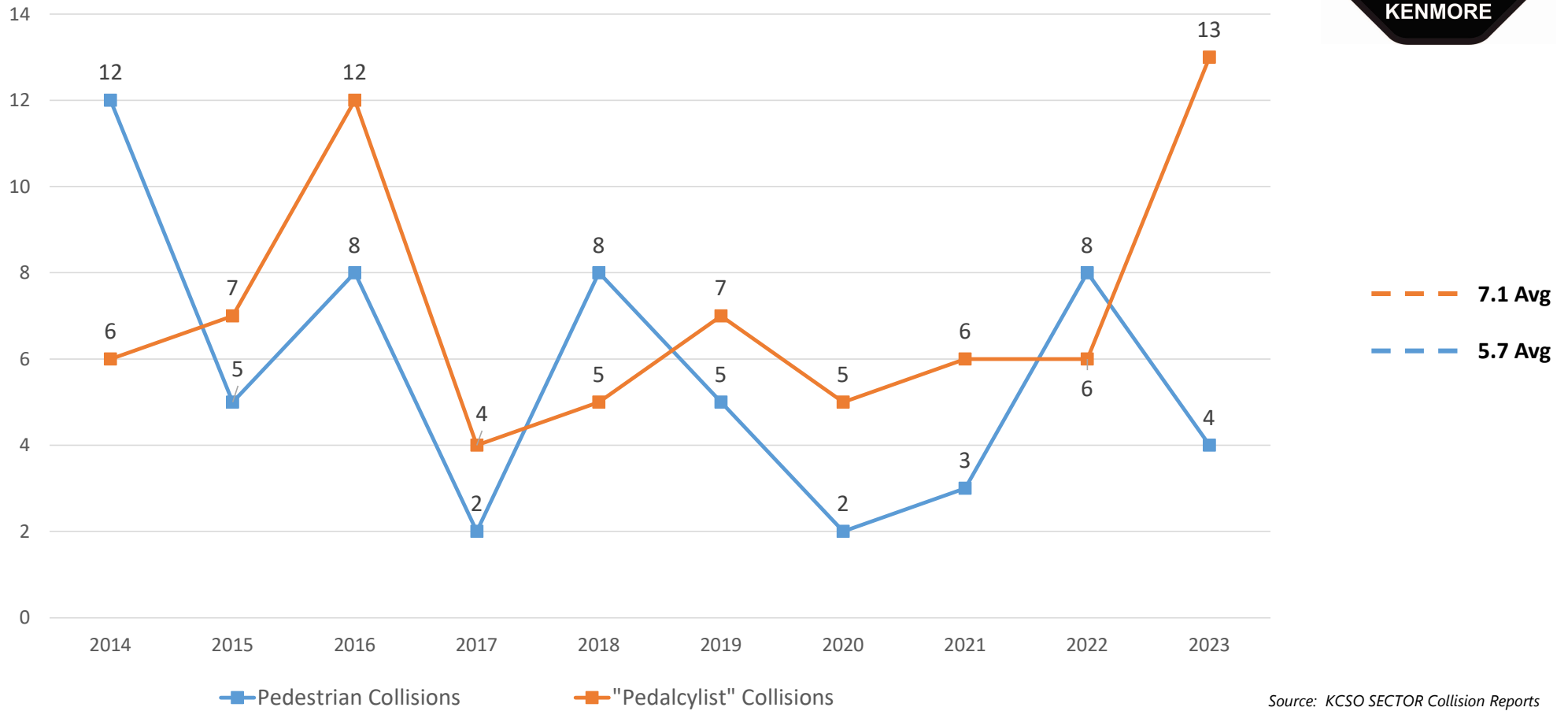


2023 Collisions

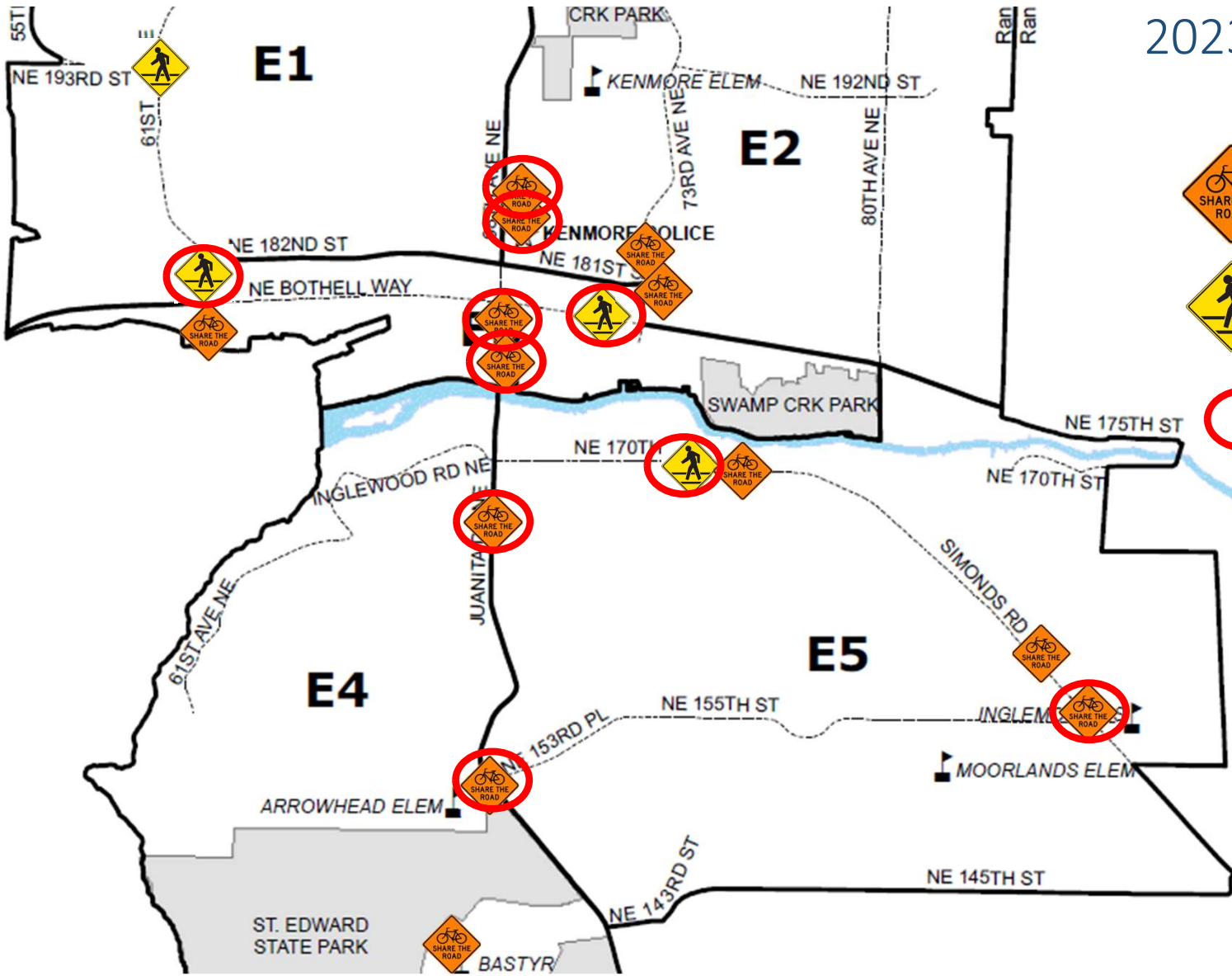


- **195** Total Collisions
- **13** Bicyclist/Other Collisions
 - 7 of 13 collisions involved a moving motor vehicle
 - 11 of 13 involved a bike lane, trail, sidewalk, or parking lot
 - 2 involved serious injuries
 - 6 of 13 involved either an electric bike, a scooter, or a skateboard
- **4** Pedestrian Collisions
 - 2 of 4 collisions involved a public road
 - All minor injuries
 - 1- ped walking dog vs bike
 - 1- employee in oil change mishap
- **0** MARR Call-outs
(Major Accident Response & Reconstruction)

Bicycle, etc./Pedestrian Collisions



2023 Bicycle/Pedestrian Collisions



Bicyclist/Other Collision (13)



Pedestrian Collision (4)




Collision Involved a Moving Motor Vehicle (10)

Stats Summary: 2022 vs 2023



 -0.1% Calls for Service

 -1.9% Burglaries


 +5.7% On-View Activity

 +12.8% Fraud


 +13.5% Collisions

 +31.1% Motor Vehicle Theft

 -4.7% Crimes Against Persons

 -3.4% Car Prowls

 -3.4% Crimes Against Property

 +2.4% Vandalism

2023 Use of Force Review



1 Use of Force Incident in 2023

- 7/3/23: Taser application- Welfare check/Assault Suspect- charged Officer
 - Investigated and found to be within policy
 - Race/gender of force subject: **1 white male**

1 

Physical Uses of Force

10,012



Total Dispatched calls + On-views

0.0100%



% of Incidents Where Force Was Used

