

How to Identify Pollution:

REPORT SPILLS!





All spills must be reported.



Do not try to wash away any type of spill.

SPILL HOTLINE:

(425) 398-8900 BUSINESS HOURS

(206) 296-8100 AFTER HOURS

Potential Problem:	Observed Area:	Example:
Clogging Sediment	<ul style="list-style-type: none"> ▪ Water overflowing out of the grate, or not properly entering the grate ▪ Visible sediment on the street ▪ Construction site upstream 	
Thick Algae Growth	<ul style="list-style-type: none"> ▪ Fertilizer leak or spill ▪ Landscaping operations ▪ Excessive clippings ▪ Potential groundwater seep 	
Oil	<ul style="list-style-type: none"> ▪ Rainbow-like sheen surrounding area that sticks together when disturbed ▪ Fuel leak nearby ▪ Vehicle or machinery maintenance activities 	
Suds	<ul style="list-style-type: none"> ▪ Foam-like suds, rainbow/bubble-like sheen ▪ Vehicle or equipment washing operations ▪ Mobile cleaning crew dumping ▪ Household greywater discharge (laundry, dishwasher, bathtub) 	

<p>Clogged Grease</p>	<ul style="list-style-type: none"> ▪ Restaurant sink drain connection to stormwater system ▪ Household dumping of kitchen grease ▪ Fatty appearance of the water ▪ Food truck with staining running along the ground 	
<p>Sewage</p>	<ul style="list-style-type: none"> ▪ Foul smell, distinct cloudy-gray color of water ▪ Black staining inside drainage pipe ▪ Visible evidence of sanitary waste (toilet paper) ▪ Failing or leaking septic systems ▪ Illicit connection 	
<p>Paint</p>	<ul style="list-style-type: none"> ▪ Large discolored spill by catch basin ▪ Color in catch basin and pipes downstream ▪ Construction/painting activities near by 	