

Lake Washington
OHW 18.6'


Shore Access Area with Concrete Seat Walls

Shore Access Trail (crushed rock)

Property Line

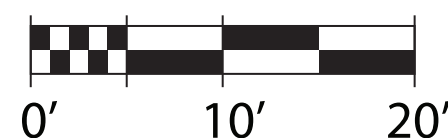
Buffer Enhancement

Park Trail (asphalt)



Section A-A Shore Access


Scale: 1" = 10'



Lake Washington
OHW 18.6'

Picnic Pavilion
& Plaza

Waterfront Promenade (concrete)



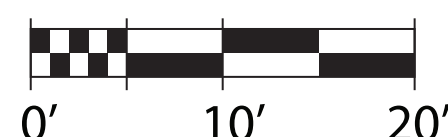
Upland Gravel Beach Area
29'W

Sandy Beach Area
11'W

Property Line

Section B-B Picnic Pavilion

Scale: 1" = 10'

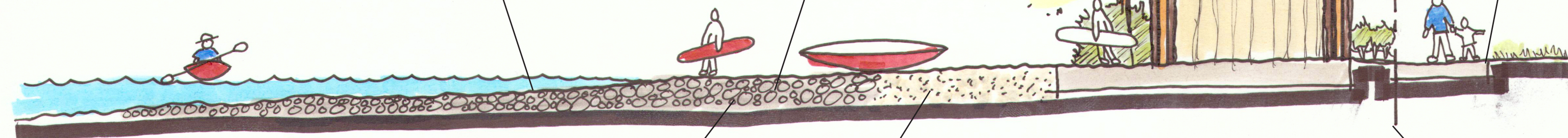


Lake Washington
OHW 18.6'

Hand Carry
Boat Launch

Boat Rental Building

Existing Park Trail (asphalt)



Upland Gravel Beach Area
23'W

Sandy Beach Area
19'W

Property Line

Section C-C Boat Rental Building & Hand Carry Boat Launch

Scale: 1" = 10'

